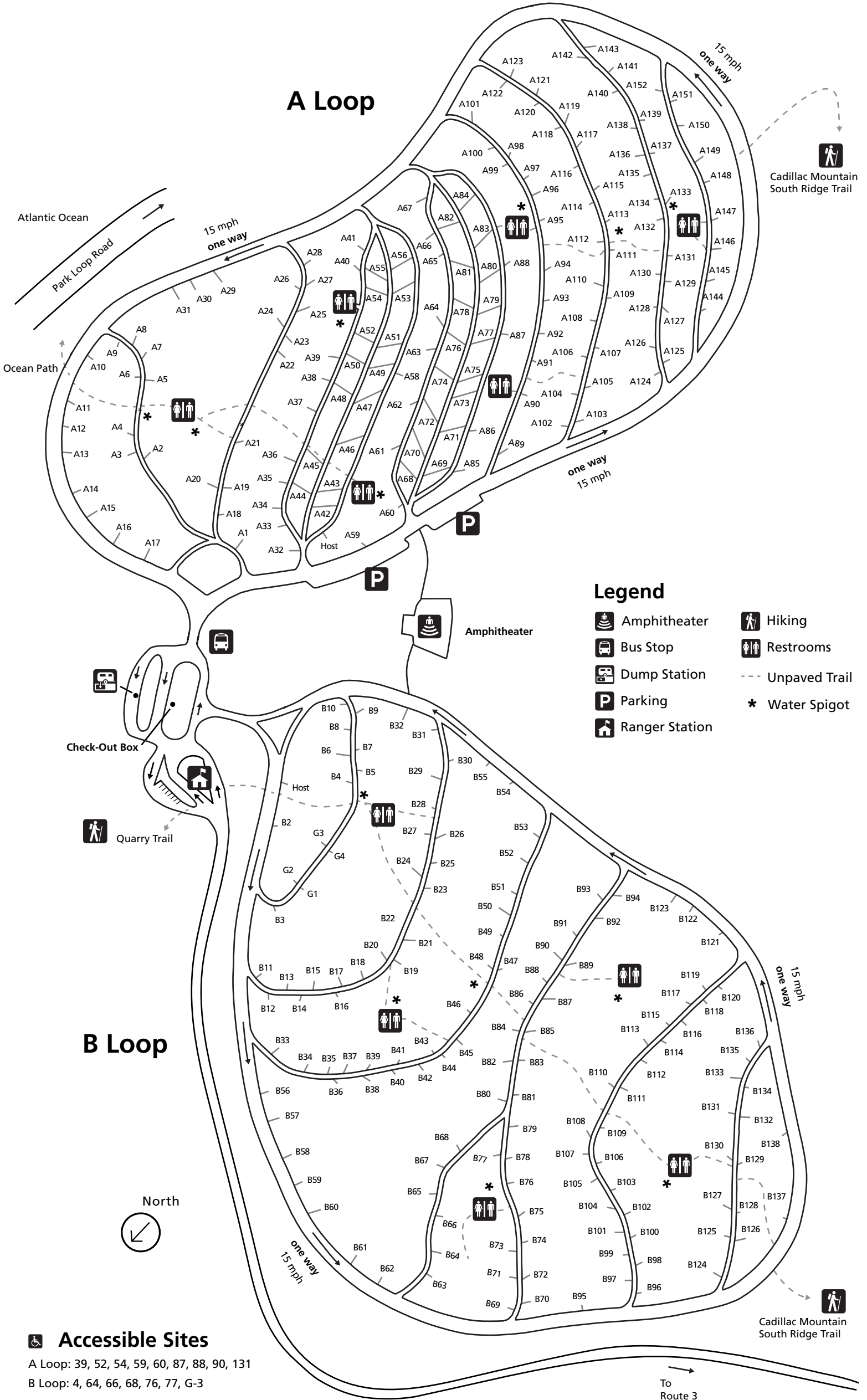











Blackwoods Campground Map



A Loop

B Loop

Legend

-  Amphitheater
-  Bus Stop
-  Dump Station
-  Parking
-  Ranger Station
-  Hiking
-  Restrooms
-  Unpaved Trail
-  Water Spigot

Accessible Sites

A Loop: 39, 52, 54, 59, 60, 87, 88, 90, 131
 B Loop: 4, 64, 66, 68, 76, 77, G-3

To
Route 3

Blackwoods Campground

National Park Service
U.S. Department of the Interior
Acadia National Park



Welcome to Blackwoods Campground. Please review these regulations closely. They will make your stay more enjoyable and help protect park resources.

Arriving at Your Campsite



Drive slow and respect the posted speed limit of 15 mph. Driving loops are one-way only.



Remember, each campsite is limited to two tents, six people, and one vehicle. Additional vehicles can be parked near the amphitheater in A-Loop.



Set up all of your camping equipment and gear on the campsite pad only. Help us grow!



Don't unpack everything. Skateboards, roller blades, scooters, and similar devices are not permitted on roads open to vehicle traffic. Also, tree tents are not permitted in the campground.



Connecting to any water or electric utility is prohibited. There are no showers in the campground.



Generators are only allowed in A-Loop during the following times: 8am-10am and 4pm-7pm.

During Your Stay

Firewood and Campfires



Need firewood? Local vendors sell firewood along the side of the road outside of the campground. Gathering firewood in the campground is prohibited.



Keep campfires small and in the ring provided. Never leave fires unattended. Extinguish fires before bed and when leaving the campsite. Burning trash is prohibited.

Pets



Pets must be leashed or caged at all times. Leashes must be six feet (1.8m) or less in length. Never leave pets unattended.



Be considerate of other campers. Always pick up and dispose of pet waste, and prevent excessive barking.

Help Us Grow



Stay on campsite pad and designated trails. Walking offsite creates social trails that destroy vegetation.



Do not gather, pick, or cut branches, plants, flowers, rocks, or any other objects.



Clotheslines, rain tarps, and hammocks may only be used on trees that you can access without stepping outside of the campsite pad. Be careful not to damage tree bark. It is prohibited to drive nails, screws, or spikes into trees.



Use of bug zappers, tiki torches, and string lights is prohibited.



Digging trenches is prohibited.

Fees and Camping Limits



A valid entrance pass for Acadia National Park is required while staying in the campground. This is separate from the camping fee.



No individual, in any capacity, may camp in Acadia National Park campgrounds for more than a combined total of 14 nights between the Friday of Memorial Day Weekend and Columbus Day.

Food and Trash



Properly store all items that may attract wildlife in hard-sided containers or in your vehicle.



Do not feed wildlife.



Bring your trash to the dumpsters every day. Keeping a trash bag at your site attracts wildlife.



Wash your dishes at your campsite, then dispose of dirty water in designated dirty water sinks. Place food scraps in the trash. Do not wash your dishes at water spigots- it will clog the drains.

Quiet Hours (10:00pm to 6:00am)



Know and respect quiet hours. Voices travel far inside the campground so speak quietly. Always maintain a low noise level, even outside of designated quiet hours.



Remember to remain quiet if arriving late or departing early, and turn off your headlights when your car is in park.

Day of Departure



CHECK OUT TIME = Before 10:00am. Please help us manage the campground better by vacating your campsite before 10:00am. Any items left on the campsite will be removed immediately after check-out time.



Pick up and dispose of all trash from your campsite. Don't forget to look for any microtrash that you may have missed. Do not put trash in the fire ring.



On your day of departure, please place your check-out tag that is on your windshield in the check-out box near the ranger station or at the dump station. This lets us know that you have checked out.

Thank you, and come back soon!